

Connect all your production assets to avoid unplanned downtime

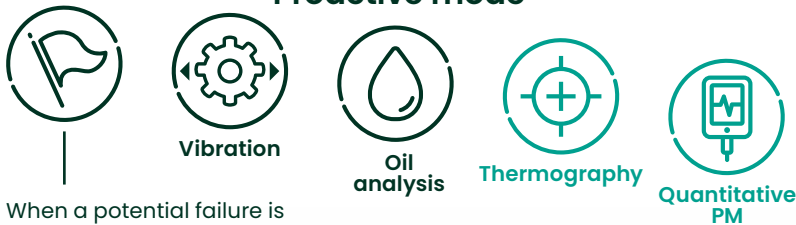
Modern plant operations have challenges:

- Reduce costs
- Improve efficiency
- Protect your people and the environment
- Increase production for greater profits

Detect potential failures sooner with predictive maintenance

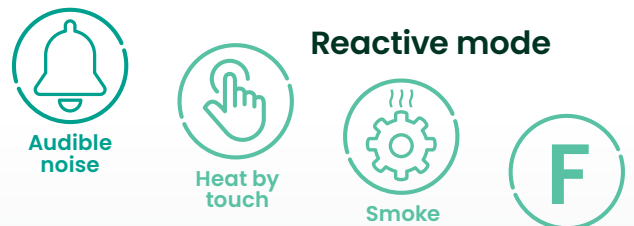
A predictive maintenance program is designed to provide operators with reliable, continuous, and actionable data. This allows you to determine the condition of in-service equipment to foresee failures and prevent them before they happen.

Proactive mode



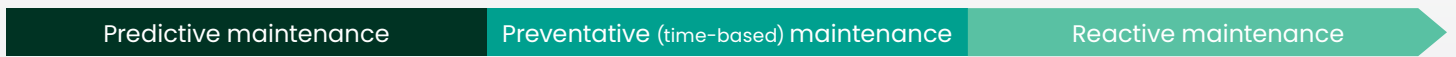
When a potential failure is first detected, there is opportunity to avert breakdowns with the right corrective action.

Reactive mode



By the time failure occurs, the asset is no longer operating, leading to lost productivity and repairs.

The potential failure PF curve



- Time to plan and schedule maintenance
- Lower repair costs
- Minimized impact on operations



Truly wireless Ranger Pro



ATEX/IECEX Zone 0/CSA Class 1 Div 1



ISA100 and WirelessHART protocol



User-friendly and collaborative



Connected with System 1



Temp and triaxial capable

Find out how a predictive maintenance program designed with Bently Nevada's Ranger Pro can save your operation time and money.